



Use this calendar to help keep yourself organized during your time away from LCA. Each day, follow the schedule. Check off each item as you do it. Place all completed paperwork in a safe place until it's time to turn it in.

Preschool/Pre-K	Monday, April 6	Tuesday, April 7	Wednesday, April 8	Thursday, April 9	Friday, April 10
Study: Spring/Easter	<input type="checkbox"/> Ask your child these questions: How do we celebrate Easter? Why do we celebrate Easter and the resurrection of Jesus? <input type="checkbox"/> God created the day and night. On one side of a piece of paper draw a big sun and color it the colors of the sun with a blue sky. On the backside of the paper draw a big full moon and a dark night sky with stars. Label each side, Day & Night.	<input type="checkbox"/> During your morning or afternoon time outside talk with your child about all the things God made for us. The green grass, the blue sky, the animals, and nature all around us. What do they see? What was one thing on your walk you loved to see? <input type="checkbox"/> Ask your child to draw a picture of his/her favorite part of your time outside? Did God make that for us?	<input type="checkbox"/> Find a picture book at home. Go on a "Made by God Scavenger Hunt." Look at all the pictures. What are some things you can find that God created for us? Are there any pictures that remind you of Spring time? <input type="checkbox"/> Ask your child to show you the pictures he/she found that remind him/her of spring or that reminds him/her of something special God made.	<input type="checkbox"/> Watch the virtual story <u>Spring is Here Now with Bear and his Friends</u> . Will Bear wake up for spring? <input type="checkbox"/> What animals were in the story? Can you reenact what some of the spring animals did to move? Be a bear waking up for spring. Fly like a butterfly and ladybug. Swim like a fish. Hop like a bunny. Run like a chipmunk. Climb like a raccoon.	<input type="checkbox"/> Create a springtime chick using your own handprint. You can trace your hand on yellow colored paper or you can use yellow paint to stamp your chick handprint. Draw two chick circle eyes, a triangle beak, and two straight legs. Display your baby chick at home for all to see or give it to a loved one for Easter.
					

Use this calendar to help keep yourself organized during your time away from LCA. Each day, follow the schedule. Check off each item as you do it. Place all completed paperwork in a safe place until it's time to turn it in.

Preschool/Pre-K	Monday, April 6	Tuesday, April 7	Wednesday, April 8	Thursday, April 9	Friday, April 10
Literacy and Math	Letter of the Day: D <input type="checkbox"/> Complete the letter D worksheet. <input type="checkbox"/> Complete the online activity with Big Bird and Snuffy's Letter Dance Party .	Number of the Day: 3 <input type="checkbox"/> Complete the number 3 tracing sheet. <input type="checkbox"/> Complete the online activity with Curious George Meatball Launcher .	Letter of the Day: E <input type="checkbox"/> Complete the letter E worksheet. <input type="checkbox"/> Complete the online activity with Alpha Pig Paint by Letter .	Number of the Day: 4 <input type="checkbox"/> Complete the number 4 tracing sheet. <input type="checkbox"/> Complete the online activity with Peg and Cat, Peg's Pizza Place .	Letter of the Day: F <input type="checkbox"/> Complete the letter F worksheet. <input type="checkbox"/> Complete the online activity with Super Why Saves the Day .
Reading	<p>Spend 20 minutes each day reading and looking at books. Your child can look at the words in a book and see if they recognize letters of the alphabet. Help them make that letter sound. Questions after reading:</p> <ul style="list-style-type: none"> <input type="checkbox"/> Who are the characters in the story? <input type="checkbox"/> Where is the setting of the story? Where does the story take place? <input type="checkbox"/> Did the characters have a problem to solve? <input type="checkbox"/> How did the story end? <input type="checkbox"/> How did the story make you feel? <p>Verbal Book Report: Have your child reread the story to someone else in the family by describing what happens on each page. Have your child video chat through facetime, FB video chat, Skype, or video message to retell the story.</p> <p>Reading with Mrs. Greggs: Follow Mrs. Greggs on Instagram @librarianatthelake. On Fridays she will read a story specifically for Pre-K. Listen to this story and draw a reflection.</p>				




Saints

AT-HOME LEARNING CALENDAR

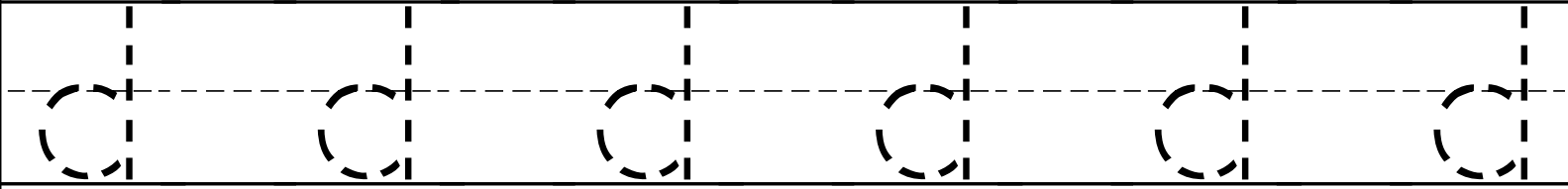
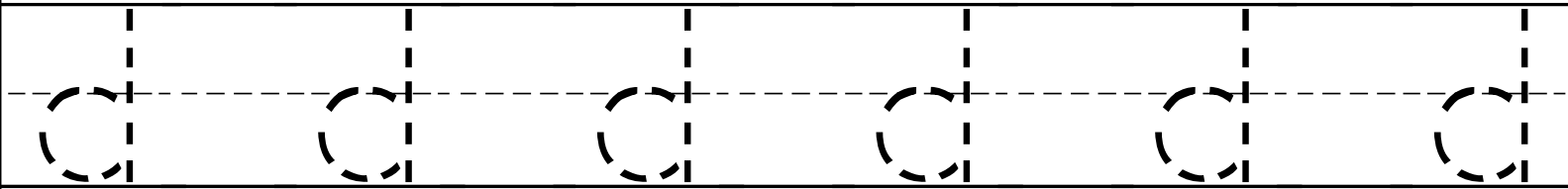
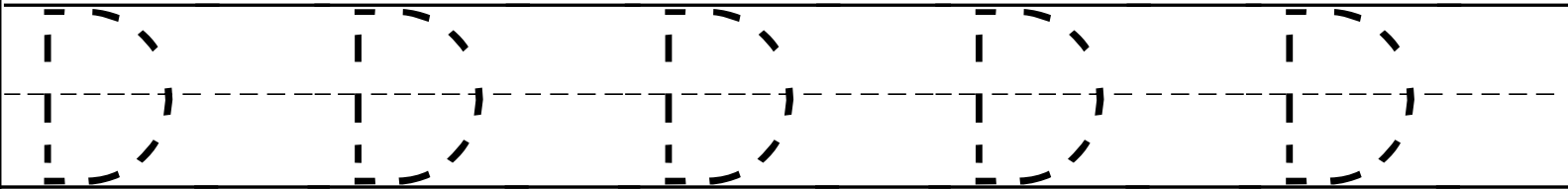
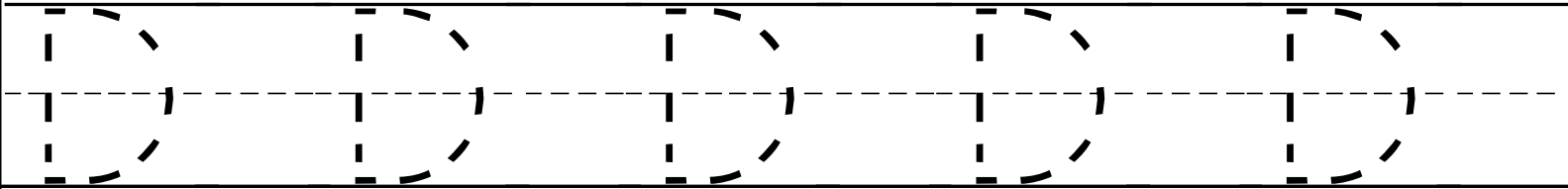

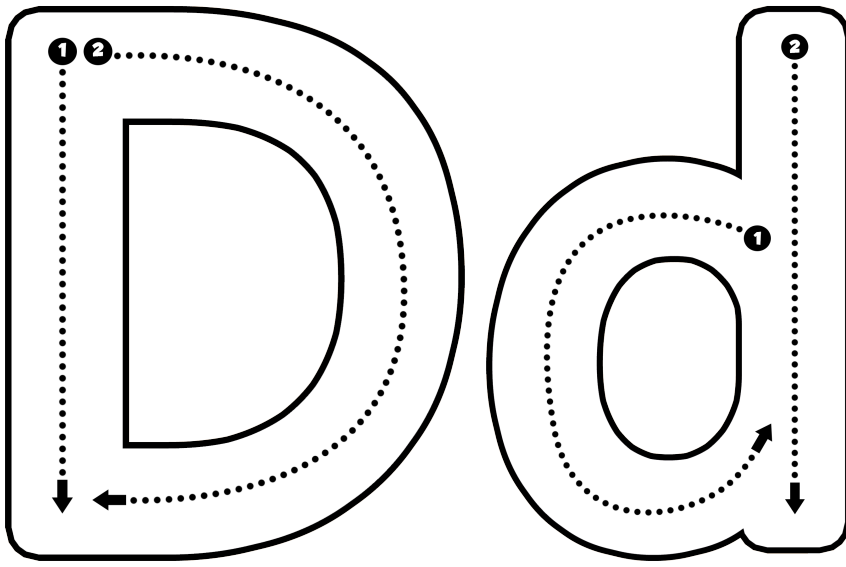
Use this calendar to help keep yourself organized during your time away from LCA. Each day, follow the schedule. Check off each item as you do it. Place all completed paperwork in a safe place until it's time to turn it in.

Preschool/Pre-K	Monday, April 6	Tuesday, April 7	Wednesday, April 8	Thursday, April 9	Friday, April 10
Religion	<input type="checkbox"/> Create a card for "Bringing Cheer in Times of Fear." <input type="checkbox"/> Remember to pray together as a family each day in the morning, before meals, and at night. <input type="checkbox"/> Read the poem <i>Life is Colorful with Jesus</i> and then color the cross by number. If you have a bag of jelly beans at home you can sort them by color and count each group to reinforce sorting and counting! Display the cross somewhere in your home where the whole family can be reminded of God's love for us. <input type="checkbox"/> Virtually wish your loved ones a very Happy Easter!				
Bonus Activity	Bonus: Virtual Field Trip! Click here to take a Field Trip to an Animal Farm.				

Name: _____




Dd is for dog



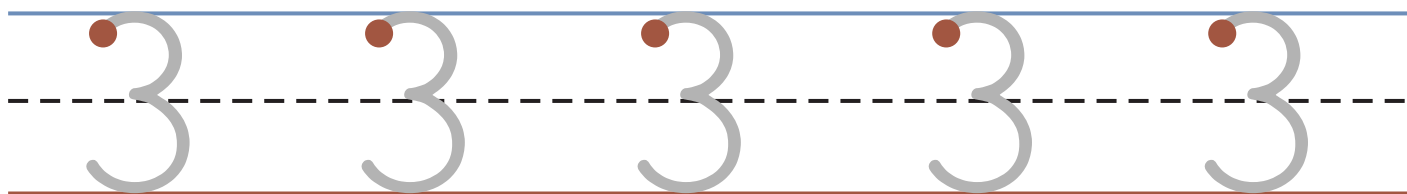

Name: _____

By Lavinia Pop © 2015

Trace the number and color the pictures.




three

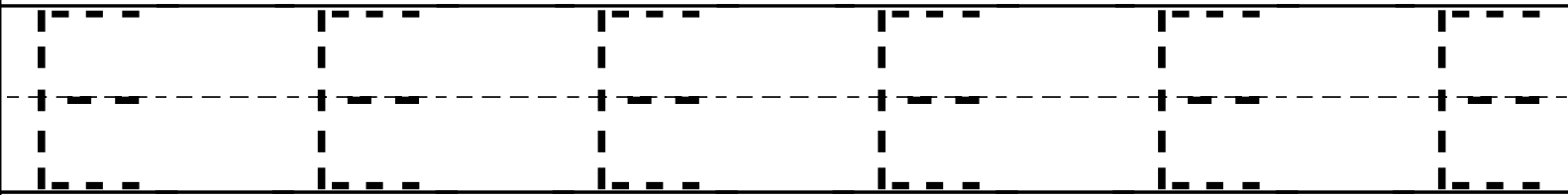
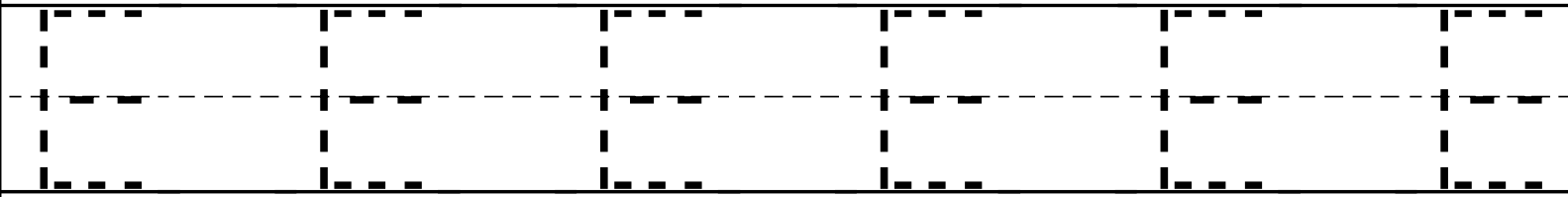

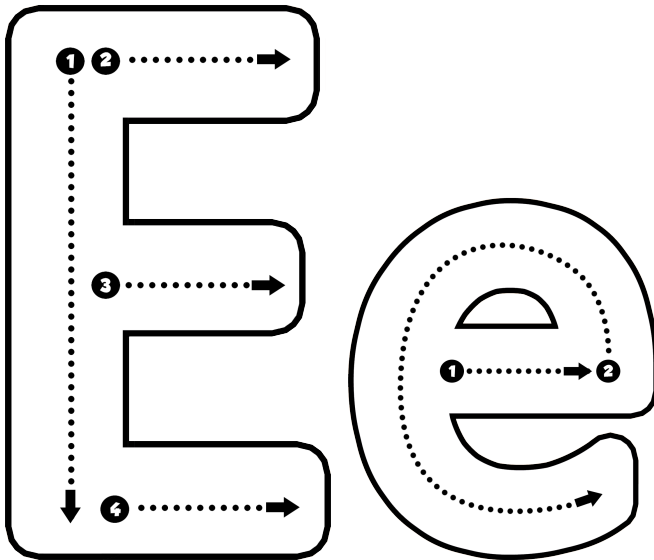


Show the number in the frame.

Name: _____



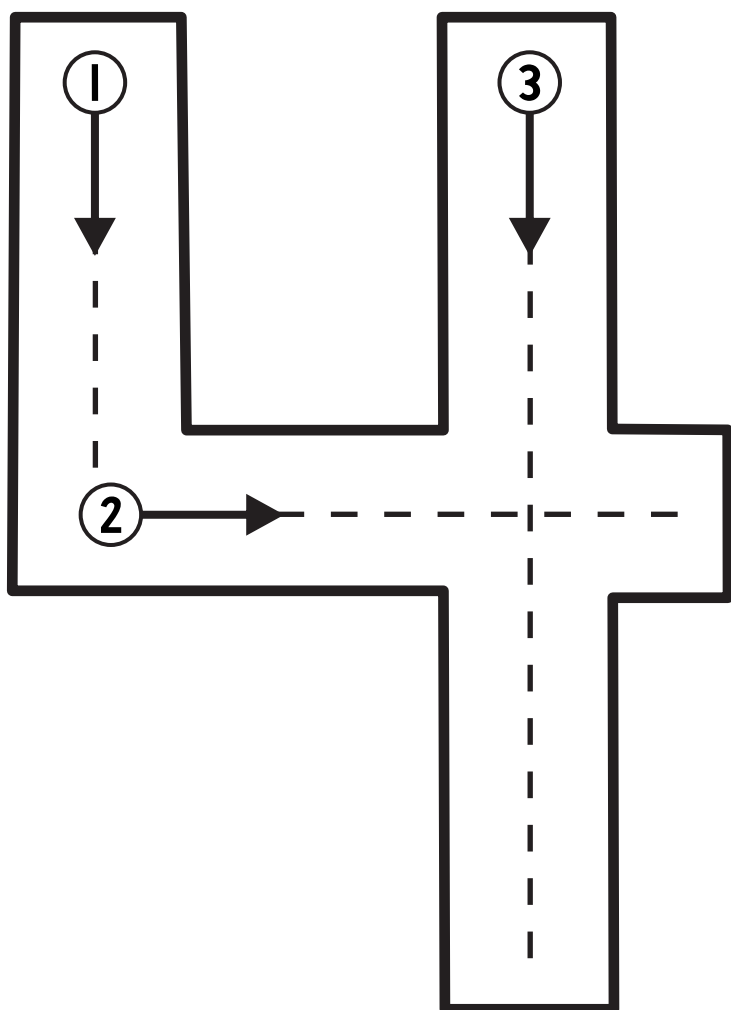
Ee is for elephant



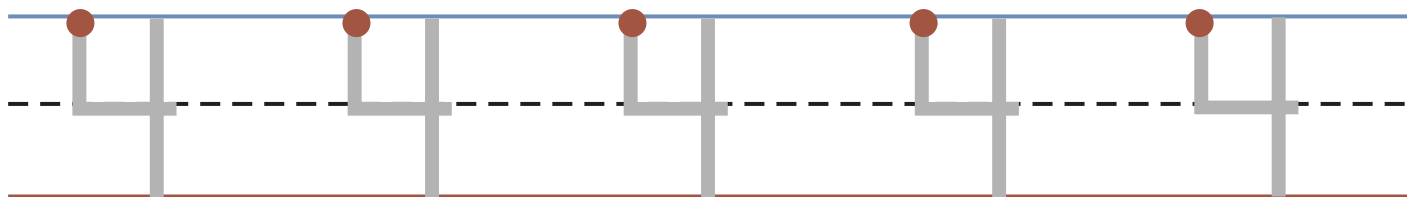


Name: _____

By Lavinia Pop © 2015

Trace the number and color the pictures.




four

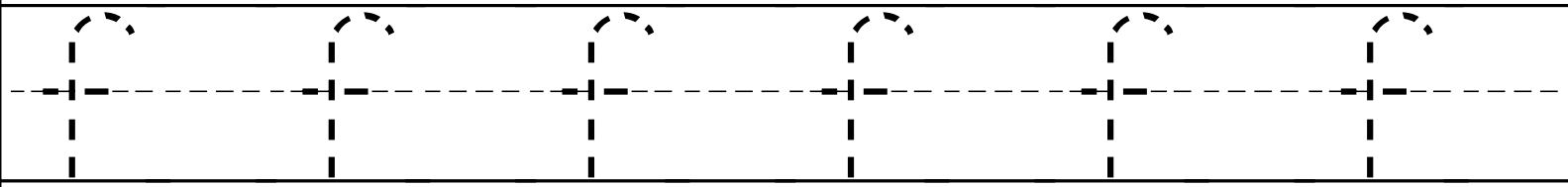
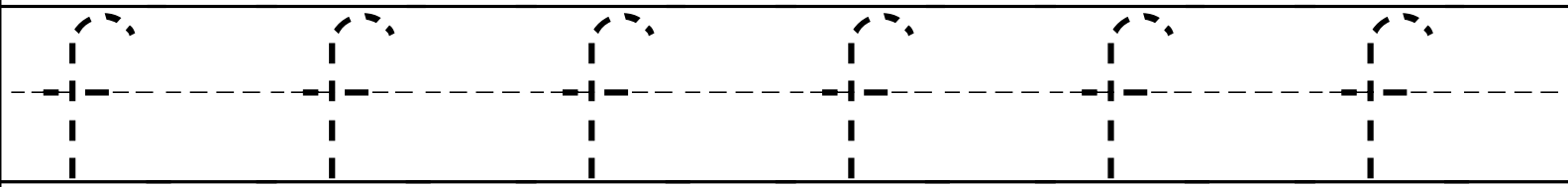
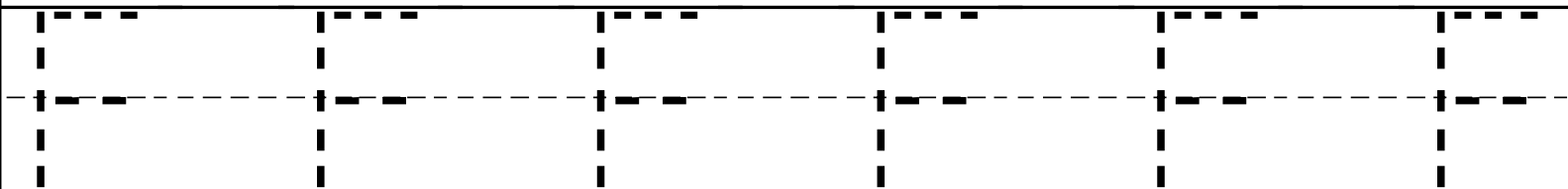
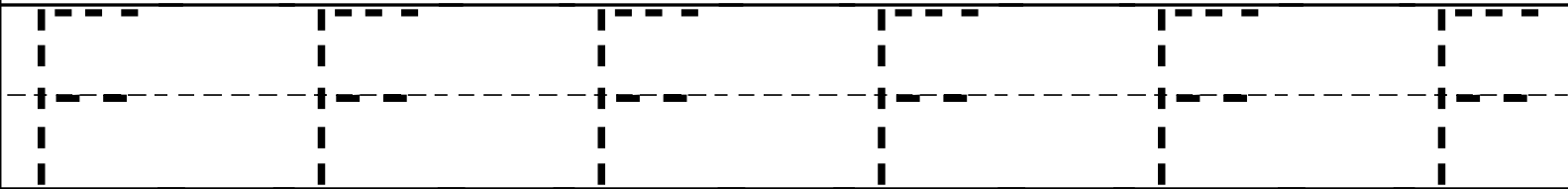

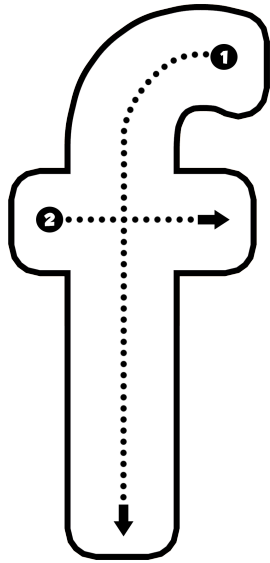
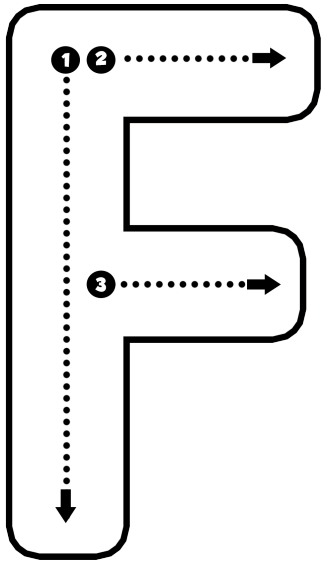


Show the number in the frame.


Name: _____




Ff is for fish



Life is Colorful With Jesus



Life is Colorful With Jesus



Jelly beans are sweet. Let them help remind you that life with Jesus is a special treat.

Red is for the blood He gave

Green is for the grass He made

Yellow is for the sun so bright

Orange is for the edge of night

Black is for the sins we made

White is for the grace He gave

Purple is for His hour of sorrow

Pink is for our new tomorrow