







Use this calendar to help keep yourself organized during your time away from LCA. Each day, follow the schedule. Check off each item as you do it. Place all completed paperwork in a safe place until it's time to turn it in.

Preschool/Pre-K	Monday, May 11	Tuesday, May 12	Wednesday, May 13	Thursday, May 14	Friday, May 15
<p><b>Study: Appreciation (Fathers)</b></p>	<ul style="list-style-type: none"> <li><input type="checkbox"/> Interview your dad. Have someone help you record dad's answers to these questions:               <ul style="list-style-type: none"> <li>● My dad's name is...</li> <li>● My dad's age is...</li> <li>● My dad's favorite food is...</li> <li>● My dad's favorite color is...</li> <li>● My dad's favorite thing to do is...</li> </ul> </li> <li><input type="checkbox"/> Write the word "Dad" on a piece of paper. Draw his favorite shape in all different sizes. Decorate and color.</li> </ul> 	<ul style="list-style-type: none"> <li><input type="checkbox"/> Create a list of what makes your dad special.</li> <li><input type="checkbox"/> Ask your dad what his favorite number is. Count to that number with dad while exercising.</li> <li><input type="checkbox"/> Write his favorite number on a piece of paper. Can you draw that many items on dad's number sign? Decorate and color.</li> </ul> 	<ul style="list-style-type: none"> <li><input type="checkbox"/> Make a list of what you like to do with your dad. Draw a detailed picture of you and dad doing one of those activities.</li> <li><input type="checkbox"/> Ask your dad what his favorite letter is. Write his favorite letter on a piece of paper. Can you draw items that begin with that letter on his letter sign? Decorate and color.</li> </ul> 	<ul style="list-style-type: none"> <li><input type="checkbox"/> Ask your dad if he ever created anything. Make your dad a special creation (use items around the house to build him something cool).</li> <li><input type="checkbox"/> Ask dad what he would want his dream car to have in it. Draw a picture of your dad's dream car.</li> <li><input type="checkbox"/> Have dad build with you (use Legos, blocks, sticks, or rocks from outside).</li> </ul> 	<ul style="list-style-type: none"> <li><input type="checkbox"/> Play outside with your dad. Play catch, basketball, kickball, go on a bike ride, or walk.</li> <li><input type="checkbox"/> Pretend to be dad. Walk and talk like him and have your dad pretend to be you.</li> <li><input type="checkbox"/> Use your imagination to play castle. Is dad the King? Are you the knight or princess? Or are you the dragon!?</li> <li><input type="checkbox"/> Create an acrostic poem using your dad's name. Think of words that begin with each letter in your dad's name to describe him (see page 2 for an example).</li> </ul>

Use this calendar to help keep yourself organized during your time away from LCA. Each day, follow the schedule. Check off each item as you do it. Place all completed paperwork in a safe place until it's time to turn it in.

Preschool/Pre-K	Monday, May 11	Tuesday, May 12	Wednesday, May 13	Thursday, May 14	Friday, May 15
<p><b>Study: Appreciation (Fathers)</b></p>	<ul style="list-style-type: none"> <li><input type="checkbox"/> Help your dad complete a chore around the house.</li> </ul>	<ul style="list-style-type: none"> <li><input type="checkbox"/> Ask your dad what his favorite game was when he was your age. Play the game with him.</li> </ul>	<ul style="list-style-type: none"> <li><input type="checkbox"/> Help dad with some yard work or help him clean the car.</li> <li><input type="checkbox"/> Relax with dad later on the couch.</li> </ul>		 <ul style="list-style-type: none"> <li><input type="checkbox"/> Watch the animated story <a href="#">Papa, Please Get The Moon For Me</a> with your dad: <ul style="list-style-type: none"> <li>• Draw a picture of the moon and ladder in the story using shapes.</li> </ul> </li> </ul>
<p><b>Literacy and Math</b></p>	<p><b>Letter of the Day: S</b></p> <ul style="list-style-type: none"> <li><input type="checkbox"/> Complete the letter S worksheet.</li> <li><input type="checkbox"/> Complete the <a href="#">online activity</a>.</li> </ul>	<p><b>Shape of the Day: Rectangle</b></p> <ul style="list-style-type: none"> <li><input type="checkbox"/> Click <a href="#">here</a> to draw a rectangle with Miss B.</li> <li><input type="checkbox"/> Practice drawing rectangles at home.</li> <li><input type="checkbox"/> Complete the <a href="#">online activity</a>.</li> </ul>	<p><b>Letter of the Day: T</b></p> <ul style="list-style-type: none"> <li><input type="checkbox"/> Complete the letter T worksheet.</li> <li><input type="checkbox"/> Complete the <a href="#">online activity</a>.</li> </ul>	<p><b>Shape of the Day: Diamond</b></p> <ul style="list-style-type: none"> <li><input type="checkbox"/> Click <a href="#">here</a> to draw a diamond with Miss B.</li> <li><input type="checkbox"/> Practice drawing diamonds at home.</li> <li><input type="checkbox"/> Complete the <a href="#">online activity</a>.</li> </ul>	<p><b>Letter of the Day: U</b></p> <ul style="list-style-type: none"> <li><input type="checkbox"/> Complete the letter U worksheet.</li> <li><input type="checkbox"/> Play for 20 minutes on this <a href="#">website</a>. The computer version is completely FREE.</li> </ul>




# Saints

AT-HOME LEARNING CALENDAR

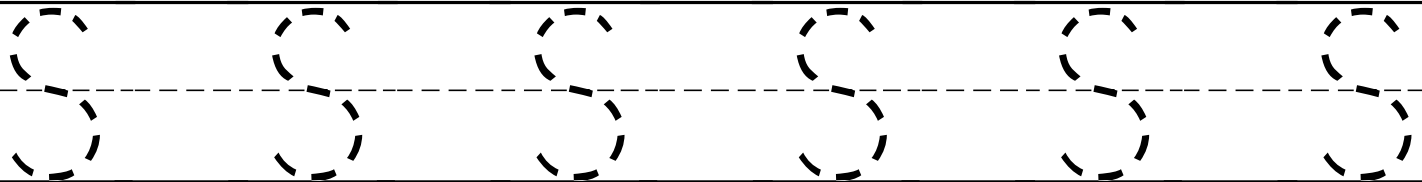
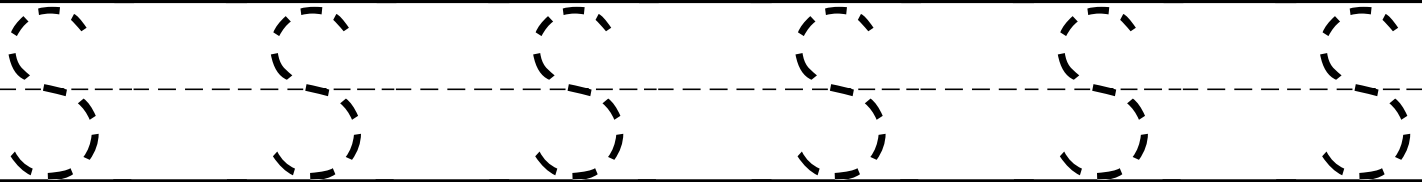


Use this calendar to help keep yourself organized during your time away from LCA. Each day, follow the schedule. Check off each item as you do it. Place all completed paperwork in a safe place until it's time to turn it in.

Preschool/Pre-K	Monday, May 11	Tuesday, May 12	Wednesday, May 13	Thursday, May 14	Friday, May 15
<p><b>Reading</b></p>	<p><b>Father's Day Book Suggestions:</b></p> <ul style="list-style-type: none"> <li><input type="checkbox"/> <a href="#">Dad By My Side</a> by Soosh</li> <li><input type="checkbox"/> <a href="#">My Dad</a> by Anthony Browne</li> <li><input type="checkbox"/> <a href="#">Just Helping My Dad</a> by Mercer Mayer</li> <li><input type="checkbox"/> <a href="#">A Perfect Father's Day</a> by Eve Bunting</li> <li><input type="checkbox"/> <a href="#">Because I'm Your Dad</a> by Ahmet Zappa</li> <li><input type="checkbox"/> <a href="#">How to Cheer Up Dad</a> by Fred Koehler</li> </ul> <p><b>Spend 20 minutes a day reading and looking at books.</b>            Questions after reading:</p> <ul style="list-style-type: none"> <li><input type="checkbox"/> Was there a dad in the story?</li> <li><input type="checkbox"/> What did the dad do in the story?</li> <li><input type="checkbox"/> How did the story end?</li> <li><input type="checkbox"/> How did the story make you feel?</li> <li><input type="checkbox"/> Does the story remind you of your dad?</li> </ul> <p><b>Verbal Book Report:</b> Have your student reread the story to someone else in the family by describing what happens on each page. Stay connected with loved ones virtually and have your child video chat through FaceTime, FB Video Chat, Skype, or Zoom to retell the story.</p>				
<p><b>Religion</b></p>	<ul style="list-style-type: none"> <li><input type="checkbox"/> Talk to your child about the importance of Father's Day.</li> <li><input type="checkbox"/> All of the men in our families are important; dads, uncles, grandpas. Call and wish an uncle or grandfather a Happy Father's Day.</li> <li><input type="checkbox"/> Discuss that God our father is like a dad that watches over all of us every day.</li> <li><input type="checkbox"/> Say a prayer and thank God for all of the hard working fathers in our lives.</li> </ul>				
<p><b>Bonus</b></p>	<p><b>Virtual Field Trip: How to Fly a Kite</b>  <a href="#">Click here</a> to take a Field Trip to learn all about Kites. Try to Fly a Kite with Dad!</p>				


Name: \_\_\_\_\_




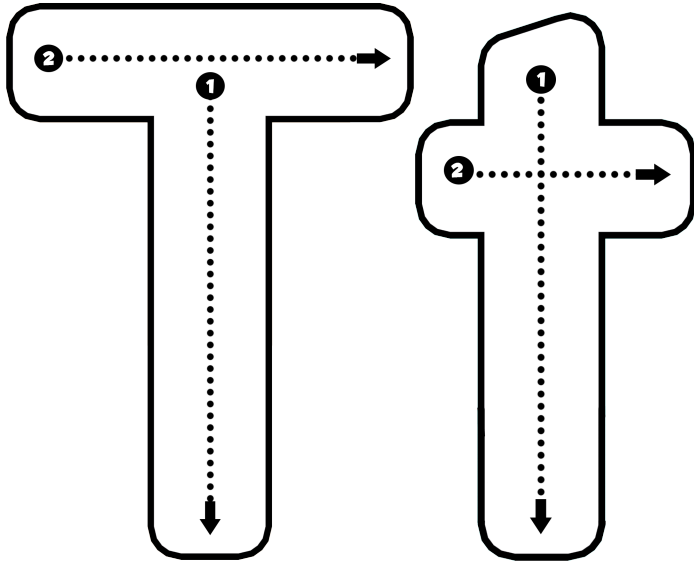
# Ss is for sun



Name: \_\_\_\_\_




# Tt is for turtle



Handwriting practice area consisting of three rows of three-lined guides (top, middle dashed, bottom). Each row contains six dashed letters for tracing: uppercase 'T', lowercase 't', uppercase 'T', lowercase 't', uppercase 'T', and lowercase 't'.

Name: \_\_\_\_\_



# Uu is for umbrella

