

Use this calendar to help keep yourself organized during your time away from LCA. Each day, follow the schedule. Check off each item as you do it. Place all completed paperwork in a safe place until it's time to turn it in.

Preschool/Pre-K	Monday, May 18	Tuesday, May 19	Wednesday, May 20	Thursday, May 21	Friday, May 22
<p>Study: All About You</p>	<p>What I Like About Me</p> <ul style="list-style-type: none"> <input type="checkbox"/> Make a list of all of the things that you like about yourself. <ul style="list-style-type: none"> • What are you good at? • What are some things you like about yourself? • What do you like to do? • Share your list with family and friends. 	<p>Show and Tell</p> <ul style="list-style-type: none"> <input type="checkbox"/> Think of 3 or 4 of your favorite things. <ul style="list-style-type: none"> • Put them in a pile. • Find family members and friends and tell them why you like them and why they are important to you. 	<p>Self Portrait</p> <ul style="list-style-type: none"> <input type="checkbox"/> Draw a picture of yourself to hang up somewhere in your house or give to a special person. <ul style="list-style-type: none"> • Remember to include details: eyes, ears, nose, smile, hair, clothes, arms, legs, hands and feet. • Don't forget to create a background. Maybe you are playing outside on a sunny day. If so, draw the sun, grass, and other things you see. • Get creative and draw yourself wearing your favorite outfit! 	<p>All About Me</p> <ul style="list-style-type: none"> <input type="checkbox"/> Complete the All About Me Poster. You can use words or pictures to fill it in! Make it colorful and display it! <input type="checkbox"/> Spell your name out using magnetic letters on the refrigerator. 	<p>Celebrate You</p> <ul style="list-style-type: none"> <input type="checkbox"/> Listen to this song and learn the words. Sing it for family and friends and then have a dance party!

Use this calendar to help keep yourself organized during your time away from LCA. Each day, follow the schedule. Check off each item as you do it. Place all completed paperwork in a safe place until it's time to turn it in.

Preschool/Pre-K	Monday, May 18	Tuesday, May 19	Wednesday, May 20	Thursday, May 21	Friday, May 22
Literacy and Math	<p>Letter of the Day: V</p> <ul style="list-style-type: none"> <input type="checkbox"/> Complete the letter V worksheet. <input type="checkbox"/> Complete the online activity: Alphabet Sliders 	<p>Letter of the Day: W</p> <ul style="list-style-type: none"> <input type="checkbox"/> Complete the letter W worksheet. <input type="checkbox"/> Complete the online activity: Paint By Letter 	<p>Letter of the Day: X</p> <ul style="list-style-type: none"> <input type="checkbox"/> Complete the letter X worksheet. <input type="checkbox"/> Complete the online activity: Alphabet Bingo 	<p>Letter of the Day: Y</p> <ul style="list-style-type: none"> <input type="checkbox"/> Complete the letter Y worksheet. <input type="checkbox"/> Complete the online activity: Letter Magnet 	<p>Letter of the Day: Z</p> <ul style="list-style-type: none"> <input type="checkbox"/> Complete the letter Z worksheet. <input type="checkbox"/> Complete the online activity: Letter Match
Reading	<p>Spend 20 minutes a day reading and looking at books.</p> <p>Online Book Suggestions:</p> <ul style="list-style-type: none"> <input type="checkbox"/> Carla's Sandwich by Debbie Herman <input type="checkbox"/> If I Ran for President by Catherine Stier <input type="checkbox"/> Library Lion by Michelle Knudsen <input type="checkbox"/> Please Please the Bees by Gerald Kelley <input type="checkbox"/> When a Dragon Moves In by Jodi Moore 				
Religion	<ul style="list-style-type: none"> <input type="checkbox"/> Create a card for "Bringing Cheer in Times of Fear." <input type="checkbox"/> Remember to pray together as a family each day in the morning, before meals, and at night. <input type="checkbox"/> Make cards or pictures for your family and friends. 				

THIS IS ME:

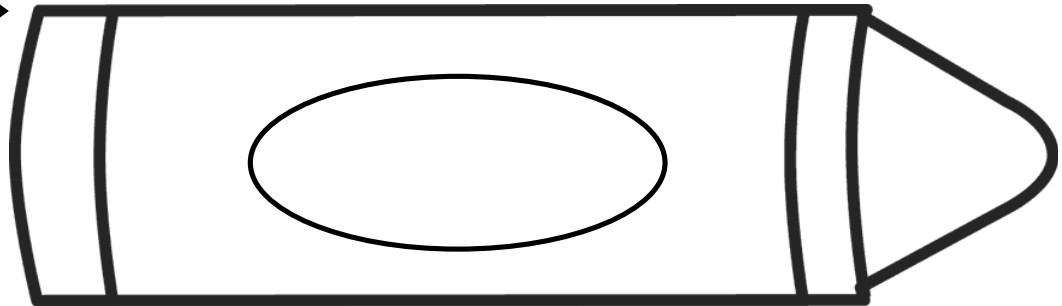
ALL ABOUT ME!

MY NAME IS:

LETTERS IN MY NAME:

A B C D E F G H I J K L M
N O P Q R S T U V W X Y Z

MY FAVORITE COLOR IS:




I AM


YEARS OLD!

MY FAMILY:

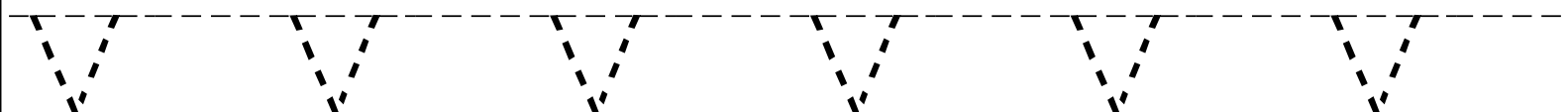
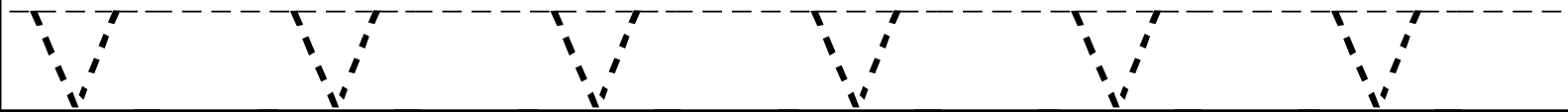
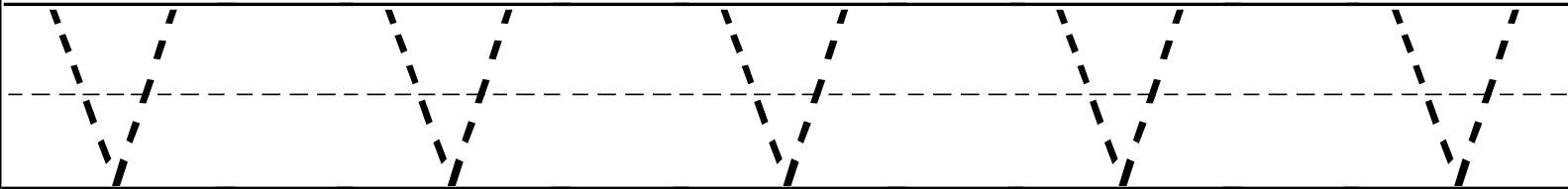
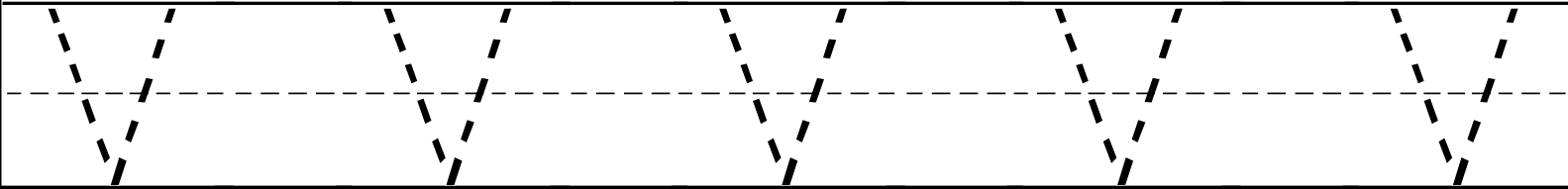

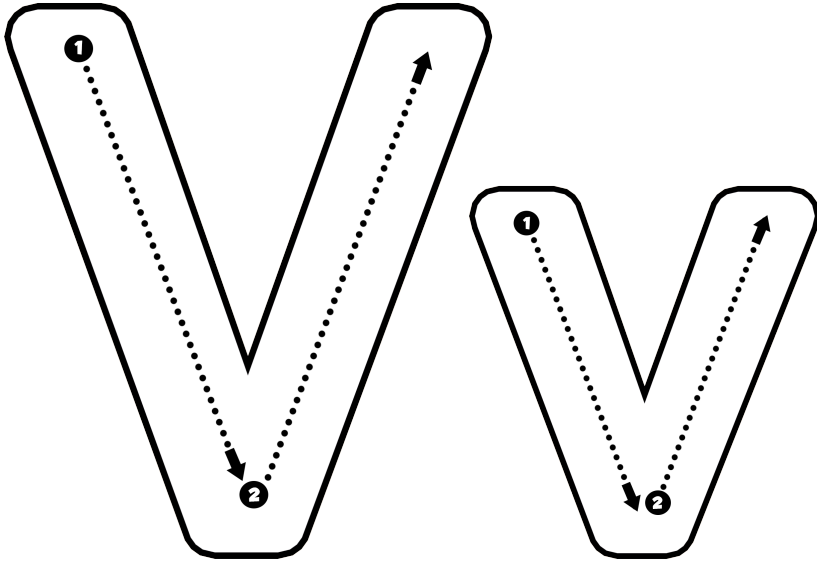
I LOVE:




Name: _____



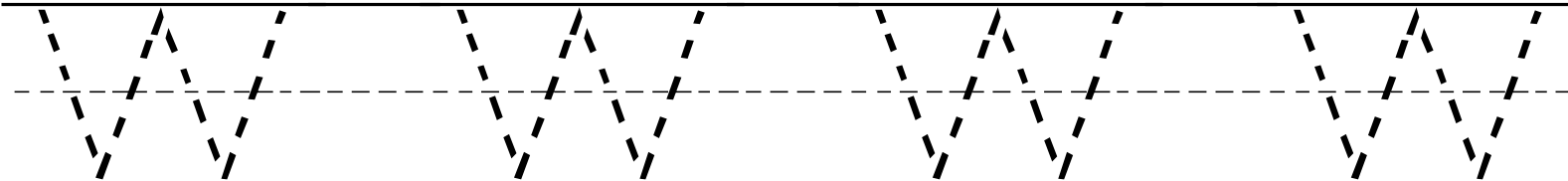
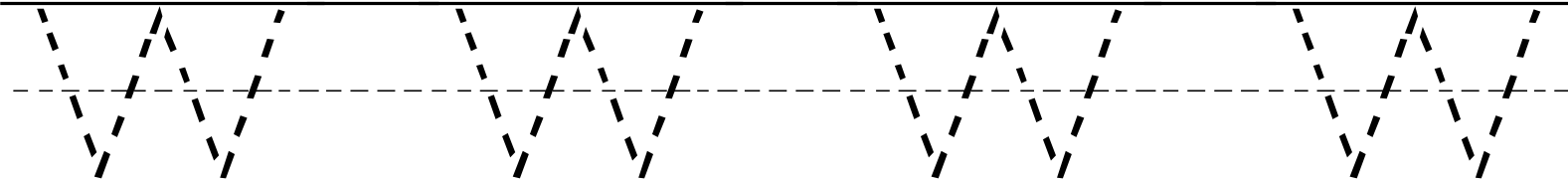

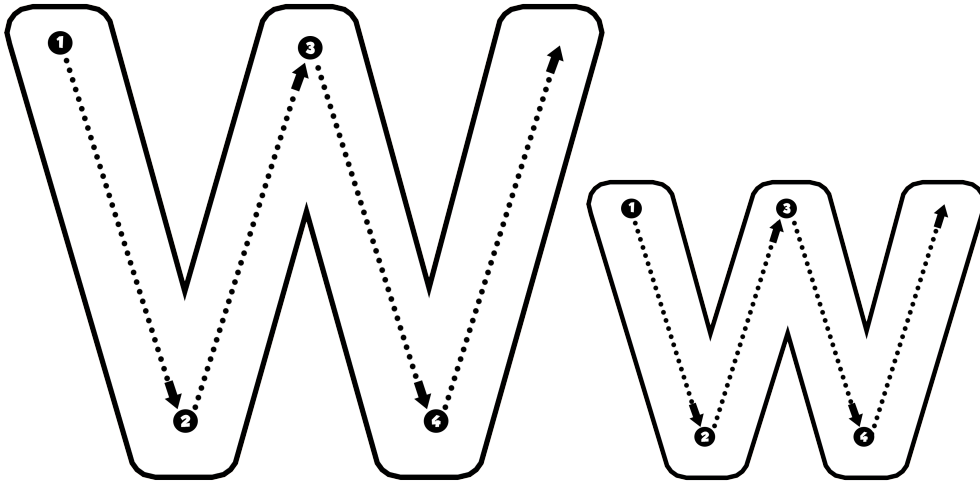
Vv is for volcano




Name: _____




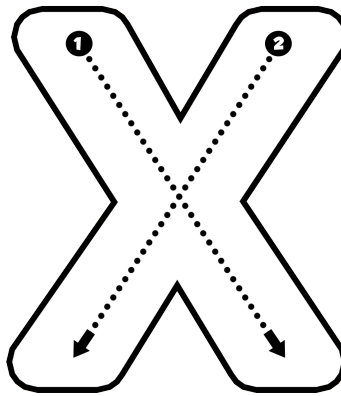
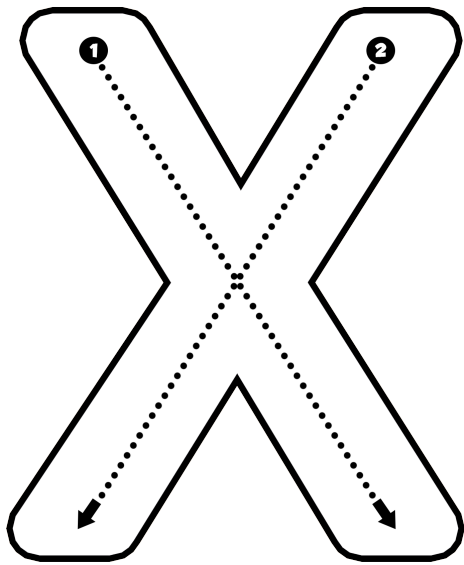
Ww is for whale



Name: _____




Xx is for x-ray


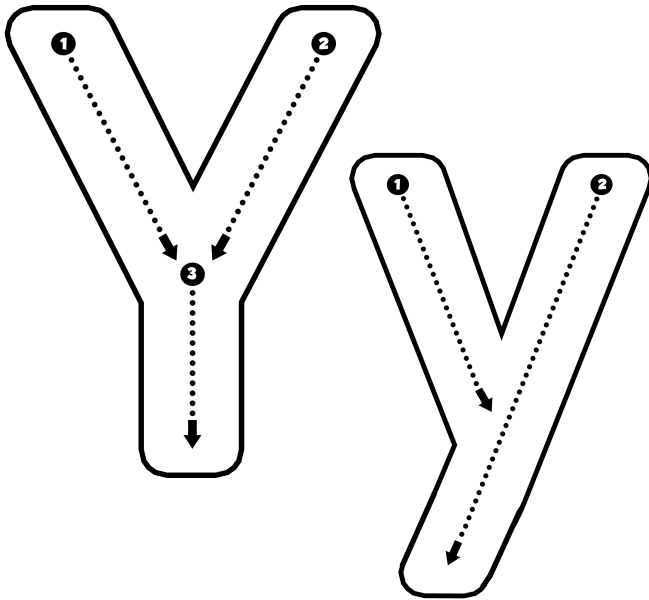


Handwriting practice section consisting of four rows of three-lined guides (top solid line, middle dashed line, bottom solid line). Each row contains five dashed uppercase 'X' characters for tracing. The first row is the largest, and the characters decrease in size in each subsequent row.

Name: _____




Yy is for yarn



Tracing practice section consisting of four rows of handwriting lines. Each row contains six dashed uppercase 'Y' characters for tracing. The handwriting lines consist of a solid top line, a dashed middle line, and a solid bottom line.

Name: _____



Zz is for zebra

